

# Year 1 Maths




This year, the children will be adding and subtracting one-digit and two-digit numbers to 20 including number bonds to 10 and 20. They will also be recognising numbers to 100 in numerals by understanding the value of the number.


They will learn to count in groups of 2, 5 and 10 and to double and halve numbers.




bead strings  
13 + 4



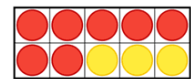
numicon  
groups of 5 place value 37



dienes



counters  
double 4



10 frames  
bonds to 10  
 $7 + ? = 10$

The children will be using a variety of concrete resources to support their learning as well as drawing diagrams.



They will use number lines to support them to begin to use mental methods to count on and back to solve problems.



number lines

The children then apply these skills to solve problems in a context.

The zookeeper knew that he had 10 giraffes in the field. He could only see 7. How many giraffes are hiding?

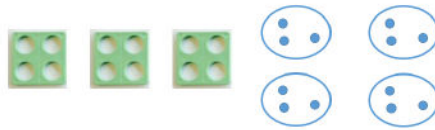
The zoo was organising a fundraising event and ordered 5 boxes of medals. Each box contained 2 medals. How many medals did they have altogether?

# Year 2 Maths




Recall 2's, 5's, 10's timestables and know related number facts

Representing 2-digit numbers in various ways:

Numicon and images of repeated quantities show the link between + and x.



23



$$20 = 4 \times 5$$

$$80 = 10 \times 8$$

$$20 = 10 \times 2$$

$$5 = 20 \div 4$$

$$14 = 2 \times 7$$


$$100 = 10 \times 10$$

$$2 = 20 \div 10$$

$$5 = 5 \times 1$$

Adding and subtracting two, two-digit numbers together

$$25 + 32 = 57$$



Moving onto mental methods and regrouping:

$$25 + 37 =$$


$$\begin{array}{r} 25 \\ + 37 \\ \hline 30 \quad 7 \end{array}$$

$$25 + 30 = 55$$


$$55 + 7 = 62$$

Solving world problems with more than one step:

Circle the alien who has the least.  
Show your working out.




I have 4 packets of biscuits with 3 biscuits in each packet.



I have 3 packets of biscuits with 5 biscuits in each packet.

Which has the most biscuits, 5 packets of biscuits with 5 in each packet or 4 packets of biscuits with 10 in each packet?



Tia has ten ten pound notes. She puts three of the notes in the bank and then buys a bag for £8.

How much money does she have left?

www.masterthecurriculum.co.uk

## Literacy

### Year 1

#### Phonics


We use a range of resources in Year 1 to support the children's phonic skills which help with their reading and writing. Children will learn a variety of new sounds including different graphemes that make the same sound. For example **ay** and **ai** in **play** and **snail**.



Phonics cubes



Magnetic letters



Phoneme frames



Floppy Phonics

#### Spelling

In Year 1 we focus on the learning to read and spell the Year 1 Common Exception words.


Year 1 Common Exception words			
the	his	go	ask
a	has	so	friend
do	I	by	school
to	you	my	put
today	your	here	push
of	they	there	pull
said	be	where	full
says	he	love	house
are	me	come	our
were	she	some	
was	we	one	
is	no	once	

### Writing

At the beginning of Year 1 we focus on composing our sentences orally before writing them down. We build on texts by adding our own ideas to an existing structure.

In year 1 we will be learning about the following:

- Understanding that words in a sequence form sentences
- Using own ideas for sentences
- Using capital letters at the beginning of sentences, for personal pronoun I and for proper nouns
- Using full stops, exclamation marks and question marks
- Using adjectives




### Reading

At Riverside we read every day!

There are lots of ways that you can promote reading at home and support your child's progress.

When reading at home, ask questions to give your child a chance to show their understanding of the text.

What...? Why...? Where...? When...? and How ...? questions are great for children to really think about what they are reading.



What caused Floppy to bark?

How do you think Dad feels in the morning? Why?

Who else was at the farm?

Year 2 English: Writing

- In Year 2, children learn to develop their sentences, adding more information, description, or explanation.
- **Conjunctions** are words used to link sentences together (because, so, but, and, when)
- **Expanded noun phrases** are objects, people, places or things (nouns) developed by adding adjectives (e.g. beautiful, glowing, tiny, gloomy).
- Children begin to explore simple spelling rules, such as adding **ed** or **ing** to change a word's tense.

expanded noun phrases:

the thrilled girl  
a kind gorilla

try	tried
cry	cried
marry	married

**Topic**

Autumn 1	Geography	Art	Computing	Science	PSHE	PE
Autumn 2	History	DT	Computing	Science	RE	PE

**Geography:** Exploring Oceans and continents

**Art:** Iconic Patterns

**Computing:** Paint

**Science:** What we eat

**PSHE:** Relationships

**PE:** Fundamental Movement Skills

**History:** Seaside Holidays

**DT:** Supporting Structures

**Computing:** Robots (Sequence)

**Science:** Animals