







KNOWLEDGE ORGANISER

ART	TEXTILE ARTISTS	YEAR 5/6
Cross curricular links	Key skills	Key Vocabulary/definitions
<p>Pictures/photos relevant to topic</p>    	<p>Increase awareness of different kinds of craft and to understand the cultural development of craft makers' form.</p> <p>Experiment and develop drawing techniques, including use of materials, with creativity</p> <p>Experiment and develop 2D and 3D techniques, including use of materials, (e.g. felt, embroidery)</p> <p>Develop techniques using textiles</p> <p>Develop techniques using mixed media</p> <p>Analyse the creative works of craft makers using key vocabulary</p>	<p>Textiles- type of cloth or woven fabric.</p> <p>Weave – form (fabric or a fabric item) by interlacing long threads passing in one direction with others at a right angle to them.</p> <p>Spin- draw out and twist (the fibres of wool, cotton, or other material) to convert them into yarn, either by hand or with machinery.</p> <p>Braid – threads of silk, cotton, or other material woven into a decorative band for edging or trimming garments.</p> <p>Embroidery- decorate (cloth) by sewing patterns on it with thread.</p> <p>Pattern - a model or design used as a guide in needlework and other crafts.</p>
		<p>Key facts</p> <p>Textile designs from around the world: https://matadornetwork.com/read/9-textile-designs-around-world/</p> <p>How to cross stitch (with patterns): https://www.dltk-kids.com/type/crossstitch.htm</p> <p>How to tie dye a shirt: https://www.wikihow.com/Tie-Dye-a-Shirt</p> <p>How to make cardboard looms: https://artfulparent.com/how-to-create-simple-weaving-for-kids/</p>