
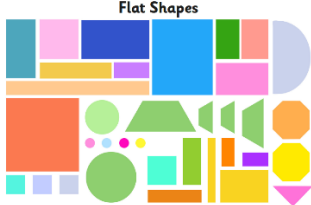









KNOWLEDGE ORGANISER

SUBJECT	UNIT OF WORK TITLE	YEAR GROUP/KEY STAGE
<p>Cross curricular links</p> <p>Geography – Study of UK urban area.</p>	<p>Key skills</p> <p>Understand the cultural development of architects' art form</p> <p>Increase awareness of different kinds of drawing (architects' impressions)</p> <p>Develop drawing techniques using a range of sketching pencils, including tone and shading</p> <p>Record experiences in a sketchbook</p> <p>Develop sculpting techniques using paper</p> <p>Experiment and develop 2D and 3D techniques, including control, including use of materials, with creativity</p> <p>Develop sculpting techniques using 2D shapes, 3D mouldable materials [e.g. clay, plasticine]</p>	<p>Key Vocabulary/definitions</p> <p>Architecture – the design and creation of buildings</p> <p>Geometric – relating to the shapes of objects and their special relationships with other objects</p> <p>Sketching techniques - hatching, cross hatching, shading</p> <p>2D, 3D</p> <p>Pattern texture, sculpture</p>
<p>Pictures/photos relevant to topic</p> <div style="display: flex; align-items: flex-start;">  <div style="margin-left: 10px;"> <p>Flat Shapes</p>  </div> </div> <div style="margin-top: 10px;"> <p>hatching</p>  <p>cross hatching</p>  <p>stippling</p>  <p>scribbling</p>  </div> <div style="margin-top: 10px;">  </div>	<p>Key facts</p> <p>Off-site visit to Tower Bridge</p> <p>Le Corbusier – French architect whose buildings focus heavily on shape</p> <p>Sketching techniques – hatching, cross hatching, stippling and scribbling (image on the left).</p> <p>Creating buildings from paper</p> <p>Creating buildings by moulding plasticine</p>	