

Maths activity – 17.7.20

Doubling & Halving

To start

Watch the 'Doubles Rap' by clicking on the link to help your child remember some of the doubles to 10.

<https://www.youtube.com/watch?v=8jOzhiACB68>



You should

Ask your child to look at these pairs of hands showing doubles and fill in the missing numbers in the doubles sentences.



Double _____ is _____.

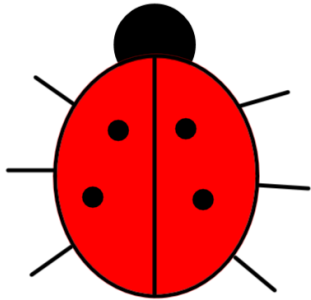


Double _____ is _____.




Double _____ is _____.


Next, ask your child to count how many dots there are on one half of each of these ladybirds to calculate the answers to the halving questions.




Half of 4 is _____



Half of 8 is _____



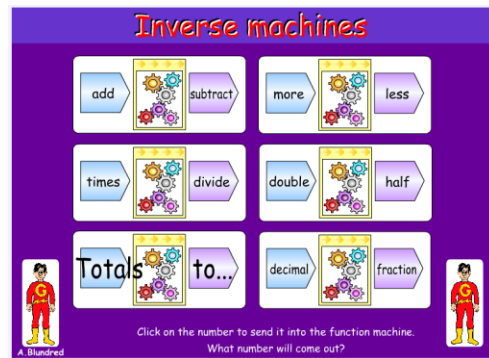
Half of 10 is _____



Half of 6 is _____

You could

If your child would like more doubling and halving practise, have a look at the 'Inverse Machine' game with them. You should click through the 'double / half' and 'to 20' options on the menu. Ask your child to try to work out what the answer will be themselves (they might need pencil & paper to draw groups to work this out) and then click on the number to send it through the machine to check their answer. Once all the numbers have been doubled, if you click the numbers again it will send them backwards through machine to halve them.



<https://www.topmarks.co.uk/Flash.aspx?f=inversemachinev3>