

Wednesday 1st July




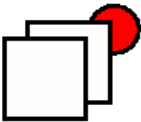





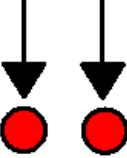
L.O. To use the past tense correctly

Write this passage in the past tense. The verbs you need to change have been highlighted.

Cheerfully, Little Red Riding Hood **sets** off to visit her grandma through the dark, silent forest. She **carries** a small basket because she **wants** to give some gifts to her grandma. In her basket she **has** delicious eggs, creamy cheese and freshly baked bread. Suddenly, a large, terrifying wolf **appears** and **asks** her where she **is** going. Afterwards, the wolf **hurries** to grandma's house.

L.O. To spell tricky words

Read the words and write them in the correct place in the table:

most 	last 	fast 
behind 	only 	kind 
find 	mind 	past 
both 		

-ind family	'o' making long o sound	-ast family

L.O. To spell words ending in -sion

Practise spelling these -sion words by splitting them into syllables.

Word	Split into syllables				
explosion	<table border="1" style="width: 100%; text-align: center;"> <tr> <td style="width: 33%;">ex</td> <td style="width: 33%;">plo</td> <td style="width: 33%;">sion</td> </tr> </table>	ex	plo	sion	
ex	plo	sion			
confusion	<table border="1" style="width: 100%; text-align: center;"> <tr> <td style="width: 33%; height: 20px;"></td> <td style="width: 33%; height: 20px;"></td> <td style="width: 33%; height: 20px;"></td> </tr> </table>				
invasion	<table border="1" style="width: 100%; text-align: center;"> <tr> <td style="width: 33%; height: 20px;"></td> <td style="width: 33%; height: 20px;"></td> <td style="width: 33%; height: 20px;"></td> </tr> </table>				
division	<table border="1" style="width: 100%; text-align: center;"> <tr> <td style="width: 33%; height: 20px;"></td> <td style="width: 33%; height: 20px;"></td> <td style="width: 33%; height: 20px;"></td> </tr> </table>				
decision	<table border="1" style="width: 100%; text-align: center;"> <tr> <td style="width: 33%; height: 20px;"></td> <td style="width: 33%; height: 20px;"></td> <td style="width: 33%; height: 20px;"></td> </tr> </table>				
television	<table border="1" style="width: 100%; text-align: center;"> <tr> <td style="width: 25%; height: 20px;"></td> <td style="width: 25%; height: 20px;"></td> <td style="width: 25%; height: 20px;"></td> <td style="width: 25%; height: 20px;"></td> </tr> </table>				

L.O. To use question marks

The Little Red Riding Hood story gives us some good opportunities to practise writing some questions.

Look at the image of the wolf, dressed up as Grandma in bed. What questions might Little Red Riding Hood ask the wolf as she looks at him?

Remember questions often start with the words: who, what, where, when, why, how, could, is.....



Write down three questions that Little Red Riding Hood could ask the wolf.

For example:

Why is your face covered with fur?

This is also a good chance to recap our use of the conjunction 'or'. **Try and think of a question Little Red Riding Hood might ask about the wolf dressed as grandma, using the conjunction 'or'.**

Was this _____ or _____?

For example:

Was this really her grandma or was it someone else?