





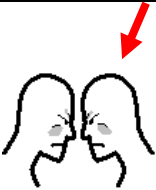
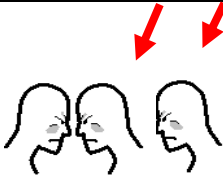






Tuesday 23rd June

L.O. To use plurals for nouns ending in 'y'

When we have a plural for a noun ending in 'y' eg. More than one baby, we follow this rule:

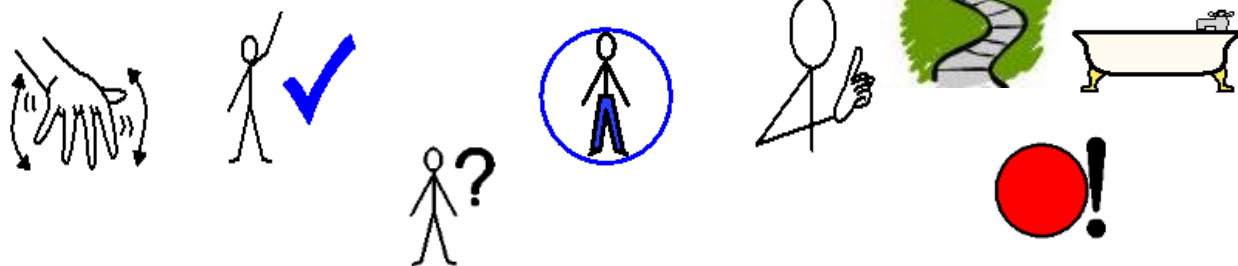
“knock off the y and add -ies”

Use this rule to fill in the table below. The first has been done for you as an example.

Singular (just one)	Plural (more than one)
 baby	 babies
 lady	
 enemy	
 fly	
 spy	
 bully	

L.O. To read and spell tricky words

Sort and spell the words below.



-ath	-ould	-wh

L.O. To add -s, -ed and -ing to verbs ending in e





Complete the table from last week below, to remind yourself of the rules. **Don't** do the **take and make + ed** because they are irregular and don't follow the rules here.

Root word	+ s	+ ed	+ ing
smile	smiles	smiled	smiling
take			
make			
bake			
like			
waste			
chase			
explore			

L.O. To use commas in a list

We'll use a list in the first part of our instructions when we are telling the reader what equipment they will need.

Practise writing a list for each of the instructions below. The first has been done for you as an example.

<u>How to....</u>	<u>You will need</u>
make a bird feeder 	<ul style="list-style-type: none">• Margarine tub• Different coloured paint• Glue• Hole punch• Wool
make a friendship bracelet 	<ul style="list-style-type: none">• Long strip of card• Stickers• coloured pom poms• Glue
make a paper plate fish 	<ul style="list-style-type: none">• White paper plate• Scissors• Glue• Colouring pens
make a jam sandwich 	<ul style="list-style-type: none">• bread• knife• butter• jam• plate

Example:

You will need a margarine tub, different coloured paint, glue, a hole punch and some wool.