

Friday 26th June






L.O. To spell words ending in -cious, -sion and -tion







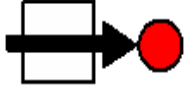
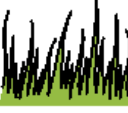


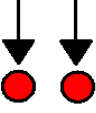




Add the correct suffix to spell the word correctly.

	+ sion	+ cious	+ tion
televi			
vi			
mo			
fero			
inven			
pre			
inva			
ac			
sta			
deli			
confu			

L.O. To spell tricky words

A quick tricky words recap! The words are organised by 'word families' or rules, to help you remember how to spell them.

's' as 'sh'			
'i' as long 'i'			

-ind				
-ast				
-ass				
'o' as long 'o'				
-any				

L.O. To use the apostrophe to show omission (missing letters)

he's
where's
they've
she's
I'd





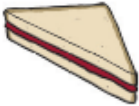

Choose a word from the list to fill in the gaps in the sentences below:

- _____ my phone?
- I wonder when they are coming back because _____ been away from home for a long time.
- My sister is lucky because _____ won a prize.
- The boy is pleased because _____ going to the fair.
- _____ like to live by the seaside when I'm older.

L.O. To write instructions, using a range of sentence types

Use these pictures to help you write a set of instructions about making a jam sandwich. Don't forget your order words! (First, next, after....)

Here are some useful bossy verbs: **get, take, find, spread, cut**

What to say	Use in your sentence:
you will need: <ul style="list-style-type: none">• bread• knife• butter• jam• plate	<ul style="list-style-type: none">• commas in a list
	<ul style="list-style-type: none">• order word to start sentence• noun phrase for bread
	<ul style="list-style-type: none">• order word to start sentence• noun phrases for knife and butter
	<ul style="list-style-type: none">• noun phrase for jam
	<ul style="list-style-type: none">• order word to start sentence
 cut in half	<ul style="list-style-type: none">• adverb (eg. carefully, slowly)
	<ul style="list-style-type: none">• command (eg. don't..... make sure... eat.....!)