

Friday 26th June






L.O. To spell words ending in -cious, -sion and -tion







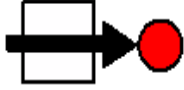
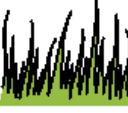


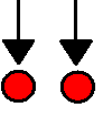




Add the correct suffix to spell the word correctly.

	+ sion	+ cious	+ tion
televi			
vi			
mo			
fero			
inven			
pre			
inva			
ac			
sta			
deli			
confu			

L.O. To spell tricky words

A quick tricky words recap! The words are organised by 'word families' or rules, to help you remember how to spell them.

's' as 'sh'			
'i' as long 'i'			

-ind				
-ast				
-ass				
'o' as long 'o'				
-any				

L.O. To use the apostrophe to show omission (missing letters)

Here are a few other useful words to learn. Can you match the long version with its shortened form?







Longer version	Short version with apostrophe
I would	he's
she is	where's
where is	they've
they have	she's
he is	I'd

Write a sentence for each shortened form eg *I'd like to go to the park.*

L.O. To write instructions, using a range of sentence types

Use these pictures to help you write a set of instructions about making a jam sandwich. Don't forget your order words! (First, next, after....)

Here are some useful bossy verbs: **get, take, find, spread, cut**

What to say	Use in your sentence:
you will need: <ul style="list-style-type: none"> • bread • knife • butter • jam • plate 	<ul style="list-style-type: none"> • commas in a list
	<ul style="list-style-type: none"> • order word to start sentence • noun phrase for bread
	<ul style="list-style-type: none"> • order word to start sentence • noun phrases for knife and butter
	<ul style="list-style-type: none"> • noun phrase for jam
	<ul style="list-style-type: none"> • order word to start sentence
 <p>cut in half</p>	<ul style="list-style-type: none"> • adverb (eg. carefully, slowly)
	<ul style="list-style-type: none"> • command (eg. don't..... make sure... eat.....!)