

Day 1

Learning Objective:

Solve problems involving sharing to 20 using pictorial representations


Starter activity:

Practise writing these numbers.



Main activity:


Solve these sharing problems:



The frogs would like to sit on the logs.

Can you share the frogs fairly on to the logs?

How many frogs are on each log?



The frogs would like to sit on the logs.

Can you make sure that there is the same number of frogs on each log?

How many frogs are on each log?

How many frogs are **not** on a log?

Day 2


Learning Objective:

Solve problems involving sharing to 20 using pictorial representations

Starter activity:

Answer these questions.

Which spaceship weighs **more**? Circle it.



Put the numbers in order from **smallest** to **largest**.

7 10 3



smallest



largest

Main activity:

Solve these sharing problems.

Sharing in the Magical Forest Maths

1. The woodland squirrels have collected 12 acorns. Can you share the acorns between the 3 squirrels?



Sharing in the Magical Forest Maths

3. The Pixie King gave the 5 Wonderful Wizards 15 jewels. Can you share the jewels between them?



Day 3


Learning Objective:

Solve problems involving sharing to 20 using pictorial representations

Starter activity:

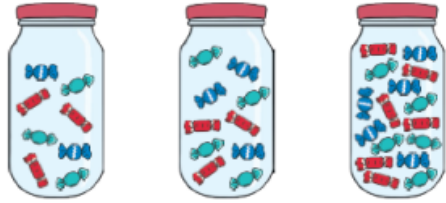
Answer these questions.

Can you work out the answer?



5 - 2 = □

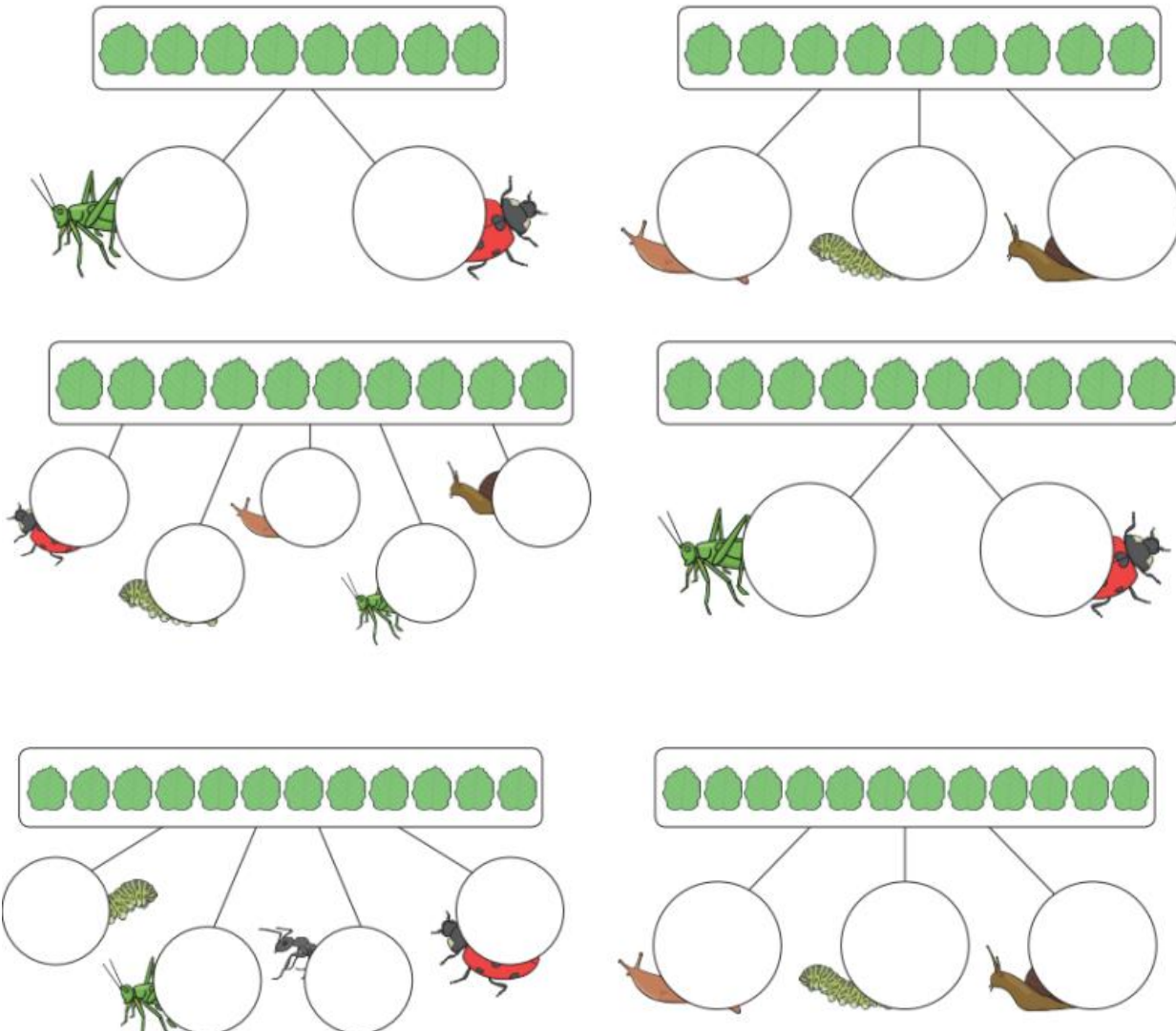
Which jar has 16 sweets? Circle it.



Jar 1: 10 sweets (5 red, 5 blue)
Jar 2: 12 sweets (6 red, 6 blue)
Jar 3: 16 sweets (8 red, 8 blue)

Main activity:

Can you share the leaves equally between the minibeasts? Write the number of the leaves in each circle.



Problem 1: 8 leaves, 2 minibeasts (grasshopper, ladybug). Each circle contains the number 4.

Problem 2: 8 leaves, 3 minibeasts (snail, caterpillar, snail). Each circle contains the number 2.

Problem 3: 10 leaves, 5 minibeasts (ladybug, snail, caterpillar, grasshopper, ladybug). Each circle contains the number 2.

Problem 4: 10 leaves, 2 minibeasts (grasshopper, ladybug). Each circle contains the number 5.

Problem 5: 12 leaves, 4 minibeasts (caterpillar, grasshopper, ant, ladybug). Each circle contains the number 3.

Problem 6: 12 leaves, 3 minibeasts (snail, caterpillar, snail). Each circle contains the number 4.

Day 4


Learning Objective:

Solve problems involving sharing to 20 using pictorial representations

Starter activity:

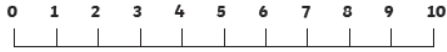
Answer these questions.

Share 4 cakes between the 2 teddies.



The image shows two teddy bears, one brown and one light brown, each sitting at a white plate. To the right of the plates are four purple cupcakes with white frosting, stacked vertically.

Can you work out the answer?


$$8 - 3 = \square$$


The number line is a horizontal line with tick marks labeled from 0 to 10.

Main activity:

Solve the sharing problem below.

Beth has 10 fish in a tank.



She puts them into some bowls.

There are the same number of fish in each bowl.

How many bowls could she use?



___ bowls with ___ fish in each bowl.



___ bowls with ___ fish in each bowl.



___ bowls with ___ fish in each bowl.