Day 1

<u>Learning Objective:</u>

Solve problems involving sharing to 20 using pictorial representations

<u>Starter activity:</u>

Practise writing these numbers.

<u>Main activity:</u>

The teddy bears are having a picnic. Can you help them share their food so they have the same amount each?

Day 2

Learning Objective:

Solve problems involving sharing to 20 using pictorial representations

Starter activity:

Answer these questions.

Which numbers come next?

2 3 4 ☐ ☐

Can you work out the answer?



☐

Main activity:

Solve these sharing problems.

Abed has 3 rabbits who love eating carrots. He has 6 carrots to share between them. How many carrots will each rabbit have? Draw 3 rabbits and share out the 6 carrots to check.



A squirrel collects 10 nuts to share between her 5 babies. How many nuts will each baby have? Draw the nuts to check.

Share out 15 biscuits between your favourite 5 toys. How many biscuits does each toy have? Is it fair?

Day 3

Learning Objective:

Solve problems involving sharing to 20 using pictorial representations

Starter activity:

Answer these questions.

Which activity would you do at night time? Circle it.

Which picture comes next in the pattern? Circle it.

Main activity:

Solve these sharing problems:

Cut up an apple into 8 slices. If you shared it equally between yourself and a friend, how many pieces would you have each?

Make a cake for some friends and share it out. If you cut it into 12 pieces and there are 4 people, how many slices could each person have?

If a packet has 20 sweets in and you share them equally between you and 3 friends, how many will you get each? Draw 20 sweets on a sheet of paper, equally sharing them into the 4 corners of the paper. Count how many are in each corner.

Day 4

Learning Objective:

Solve problems involving sharing to 20 using pictorial representations

Starter activity:

Asnwer these questions.



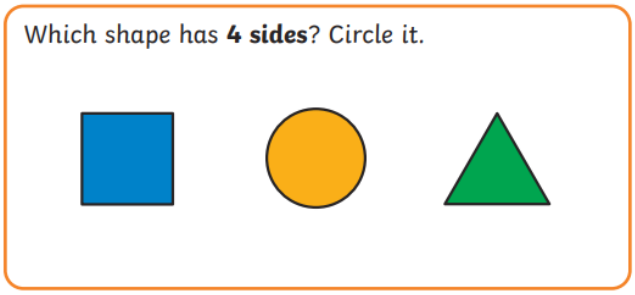

Main activity:

Solve the sharing problems below.

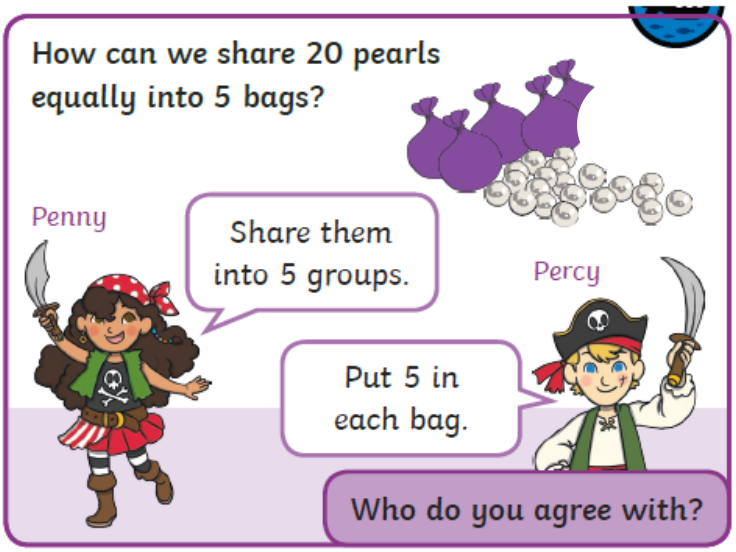
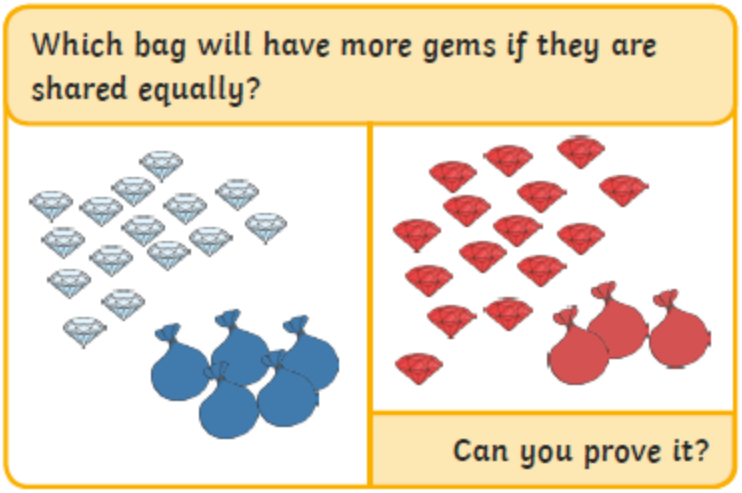
Count the gems and the bags first then answer the questions.