





Home Learning Summer 1

<p>Literacy</p>	<p>Read a book with your Mum or Dad and talk about the characters and the story. Remember to practise your Reading Target! Practice writing using your phonic knowledge. You could draw a picture of the main characters in the story you have read and use your phonics to write their names! Make sure that all the letters are lowercase except for the first letter of the names. Visit the School Website and take part in the Play Phonics sessions with Sammy Sounds at home.</p>	
<p>Maths</p>	<p>Practise saying your numbers out loud to 10 or 20. Practise counting groups of everyday objects around your home. Try and write down the correct numeral to represent each group. Compare different objects in your home by length and use the vocabulary long and short to describe them.</p>	
<p>Creative</p>	<p>Create a drawing, collage or painting of Riverside Primary School depending on the resources you have at home. If you have some material and sewing equipment – you could try and make a simple fabric bag. You will need: material, ribbon, buttons, a needle and thread. You will need to ask an adult in your house to supervise you!</p>	
<p>Understanding the World</p>	<p>Use digimaps to look at the local area and features including: Riverside Primary School, Bermondsey Station, Southwark Park, River Thames, Tower Bridge. Draw a picture of the different features in the local area and try and write a one word label for them. Draw a simple map of the local area using pencils and paper.</p>	
<p>Physical Development</p>	<p>Use any construction toys (e.g. duplo, lego, wooden bricks) you have to build features of the local area. (e.g. Riverside Primary School, Bermondsey Station, Tower Bridge) If you have a garden or are allowed to go outside for a short while you can practice your ball skills that Harry has been teaching us. (e.g. throwing, catching, dribbling, kicking)</p>	